

---

# Learner Workbook

## UIP3 – Infection prevention (COVID-19) for Make-up Services

This workbook can help you to prepare for assessment for the following unit:

UIP3 - Learning Outcomes
Learners will:
<ol style="list-style-type: none"><li>1. Understand the causes, transmission and effects of COVID-19</li><li>2. Understand social responsibility for the make-up services sector in relation to COVID-19</li><li>3. Understand the controls necessary to prevent the spread of COVID-19</li><li>4. Understand the importance of Personal Protective Equipment (PPE), hand hygiene and personal hygiene in the prevention of COVID-19</li><li>5. Understand potential hazards and risks and the workplace procedures necessary to prevent the spread of COVID-19 in the professional make-up working environment</li><li>6. Understand decontamination and waste management processes relevant to make-up services</li></ol>



**AC mapped**

**Learner name:** \_\_\_\_\_

---

# Introduction

Please provide detailed answers to all the questions in this workbook.

## Sources of information and guidance for the potential answers include:

- The unit specification
- The PowerPoint presentation
- Other relevant and credible information sources, e.g. government and public health websites of the country therein, textbooks, professional journals and associations

# LO1 – Understand the causes, transmission and effects of COVID-19

1. Describe the following. (AC 1.1)

Description	
Conditions required for the spread of infection	
Possible sources of infection	
Cross-infection	
Routes of transmission	
Routes of infection - general	
Routes of infection – COVID-19	

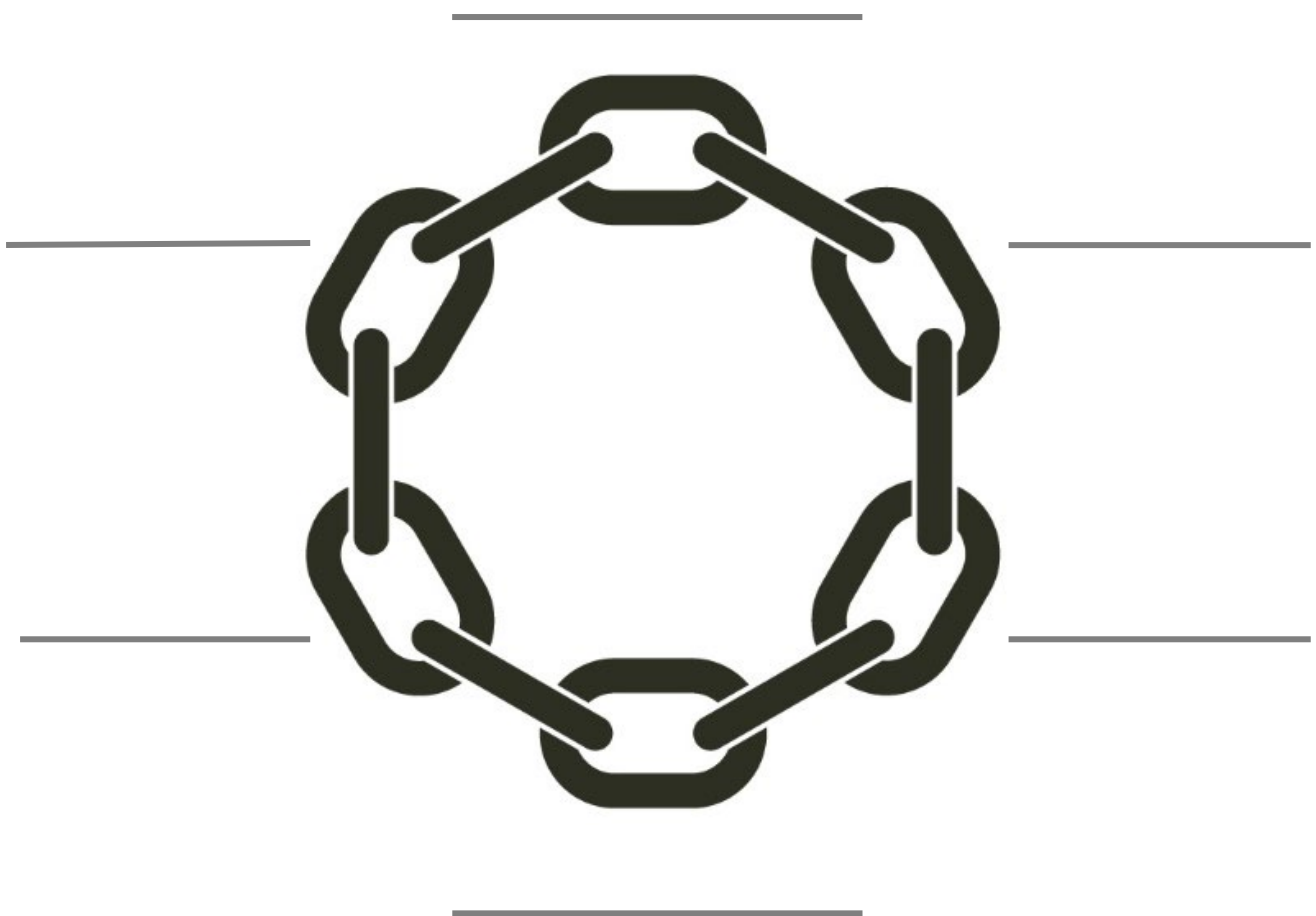
2. What is the 'Chain of Infection'? (AC1.2)

Description	
Chain of Infection	

3. What is a pathogen? (AC1.2)

Description	
Pathogen	


4. Label the diagram to identify the stages in the chain of infection. (AC 1.2)



5. Describe what COVID-19 is. (AC 1.3)

<b>COVID-19</b>	
-----------------	--

6. What are the main symptoms of COVID-19? (AC1.3)



7. List some of the less common symptoms of COVID-19. (AC 1.3)



8. Explain how COVID-19 is spread. (AC 1.3)

9. Who can spread COVID-19? (AC 1.3)

10. Who can catch COVID-19? (AC 1.3)

11. Who is classed as being at higher risk from COVID-19? (AC 1.3)

12. How can infection from COVID-19 occur? (AC 1.3)

13. How long can COVID-19 survive on the following surfaces: (AC 1.3)

Surface	Hours
Plastic/Stainless Steel	
Copper	
Cardboard	

---

## LO2 – Understand social responsibility for the make-up services sector in relation to COVID-19

14. What is social responsibility? (AC2.1)

15. Describe the key principals of social responsibility in relation to COVID-19? (AC2.1)

16. What are the benefits of social responsibility in relation to COVID-19? (AC 2.1)



17. How can the make-up artist demonstrate social responsibility in their own role? (AC 2.2)

18. How can the health and wellbeing of staff be maintained in relation to COVID-19?  
(AC 2.3)

19. How can the health and wellbeing of clients/models/performers be maintained in relation to COVID-19?  
(AC 2.3)

---

## LO3 – Understand the controls necessary to prevent the spread of COVID-19

20. List the standard infection control precautions necessary to break the chain of infection.  
(AC 3.1)

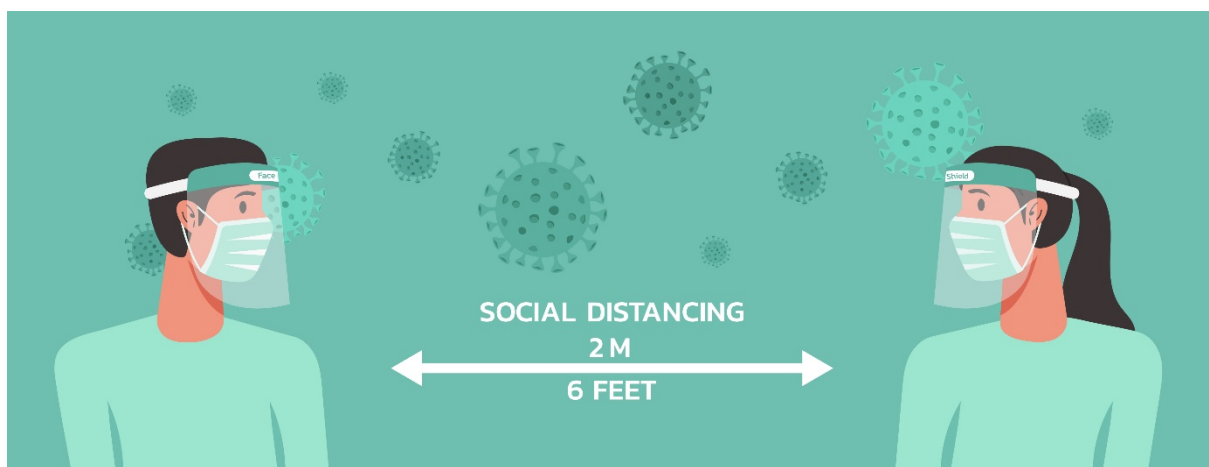
21. What additional precautions help to break the chain of infection in relation to COVID-19? (AC 3.1)

22. List the workplace standard infection control procedures that should be used in the professional make-up working environment. (AC 3.2)

23. Explain the process of risk assessment. (AC 3.3)

24. Why is risk assessment important in the make-up studio/working environment in relation to COVID-19? (AC 3.3)

25. Explain what is meant by 'social distancing' and why it is important? (AC 3.4)



26. Why is respiratory hygiene and cough etiquette important? (AC 3.5)

27. Design a poster on respiratory hygiene/cough etiquette for the make-up studio/working environment. (AC 3.5)

---

## LO4 – Understand the importance of Personal Protective Equipment (PPE), Hand Hygiene and Personal Hygiene in the prevention of COVID-19

28. Define Personal Protective Equipment (PPE)? (AC 4.1)

29. What is the role of PPE in the prevention and control of COVID-19? (AC 4.1)

30. Describe employer responsibilities in relation to the provision and use of PPE (AC 4.1)

31. What are the two types of PPE appropriate for use in the professional make-up working environment? (AC 4.1)

32. Outline the PPE suitable for the make-up artist and clients/models/performers in relation to COVID-19. (AC 4.1)

Make-up Artist	Clients/Models/Performers

33. Describe the risks associated with the incorrect use of PPE. (AC 4.1)

34. What key factors should be considered when selecting PPE? (AC 4.2)

35. List the sequence for putting on PPE. (AC4.2)



36. Describe the sequence for removing PPE. (AC4.2)

PPE removal sequence	
<b>Make-up Artist</b>	
<b>Client/Model/Performer</b>	

37. Define Aerosol Generating Procedures (AGPs) (AC 4.3)

38. Define respiratory protective equipment (RPE) (AC 4.3)

39. What is the role of RPE in the prevention and control of COVID-19? (AC4.3)

40. Explain fit testing for Respiratory Protective Equipment (RPE) (AC4.3)

41. Why is hand hygiene important in the prevention and control of COVID-19? (AC4.4)

42. What are the advantages and disadvantages of hand hygiene methods? (AC4.4)

	Advantages	Disadvantages
Hand washing		
Hand sanitising		

43. How long should hand hygiene methods be performed in order to be effective? (AC 4.4)

Hand washing	Hand sanitising

44. List the occasions when the make-up artist should perform hand hygiene (AC4.4)

45. Explain the role of personal hygiene in infection prevention and control. (AC4.5)

46. How should the make-up artist demonstrate good personal hygiene and why? (AC 4.5)

47. What personal hygiene recommendations should be made to the client/model/performer? (AC4.5)



---

## LO5 – Understand potential hazards and risks and the workplace procedures necessary to prevent the spread of COVID-19 in the professional make-up working environment

48. Describe the following. (AC 5.1)

Hazard	Risk

49. List the types of hazards which may occur in the professional make-up working environment in relation to COVID-19 and the possible risk management. (AC 5.1)

Hazard	Risk management

50. What information would be required in a COVID-19 safe checklist? (AC 5.2)

--

51. Outline safe and hygienic working practices. (AC5.2)

<b>Pre-service</b>	
<b>Client/model/ performer arrival</b>	
<b>During service</b>	
<b>Post-service</b>	
<b>Decontamination following service</b>	

52. In the table below describe the possible adaptations for the services listed (AC 5.2)

General precautions		
Service (Restrictions according to the country therein)	Possible service adaptations (Adhere to restrictions of the country therein)	Hazard(s)
Consultation		
<b>Make-up Services</b>		
Day make-up		
Bridal make-up		
Asian bridal make-up		
Special occasion make-up		
Fashion, theatre, media make-up including styling/ dressing hair, postiche work		
Special effects		

Prosthetics		
Airbrush make-up		
Body art		
Fantasy make-up		
Photographic/ commercial make-up		



## LO6 – Understand decontamination and waste management processes relevant to make-up services

53. Define the following. (AC 6.1)

Contamination	Decontamination

54. Why is environmental decontamination important and when should it be carried out? (AC6.1)

--

55. What are the three stages of environmental decontamination? (AC 6.1)

1.	
2.	
3.	

56. List the types of chemicals, equipment and processes necessary for the management of hygiene and infection prevention and control in the professional make-up working environment (as applicable). (AC 6.1)

	Chemicals	Equipment	Processes
Products/stock			
Tools			
Equipment			
Reception area			
Client/model/performer waiting area(s)			
Make-up studio/working environment – workstations/working areas			
Rest rooms/toilet facilities			
Staff rooms(s)			
Office(s)			
Training room(s)			
Entrance/exit/stairs/corridors			
High touch surfaces/areas			

57. How should contaminated/dirty and decontaminated/clean tools and equipment be managed? (AC6.1)

Contaminated/dirty	Decontaminated/clean

58. When working with cleaning chemicals, why is it important to work with the regulations of the country therein, and to follow manufacturers' instructions and Safety Data Sheets? (AC6.1)

59. How must used linen be handled, transported and processed to prevent contamination of self, clothing and the working environment? (AC 6.2)

60. Why is correct waste management important? (AC 6.3)

61. What are the risks associated with incorrect waste management? (AC6.3)

62. What different types of waste are produced in the professional make-up working environment and how should they be disposed of? (AC6.3)